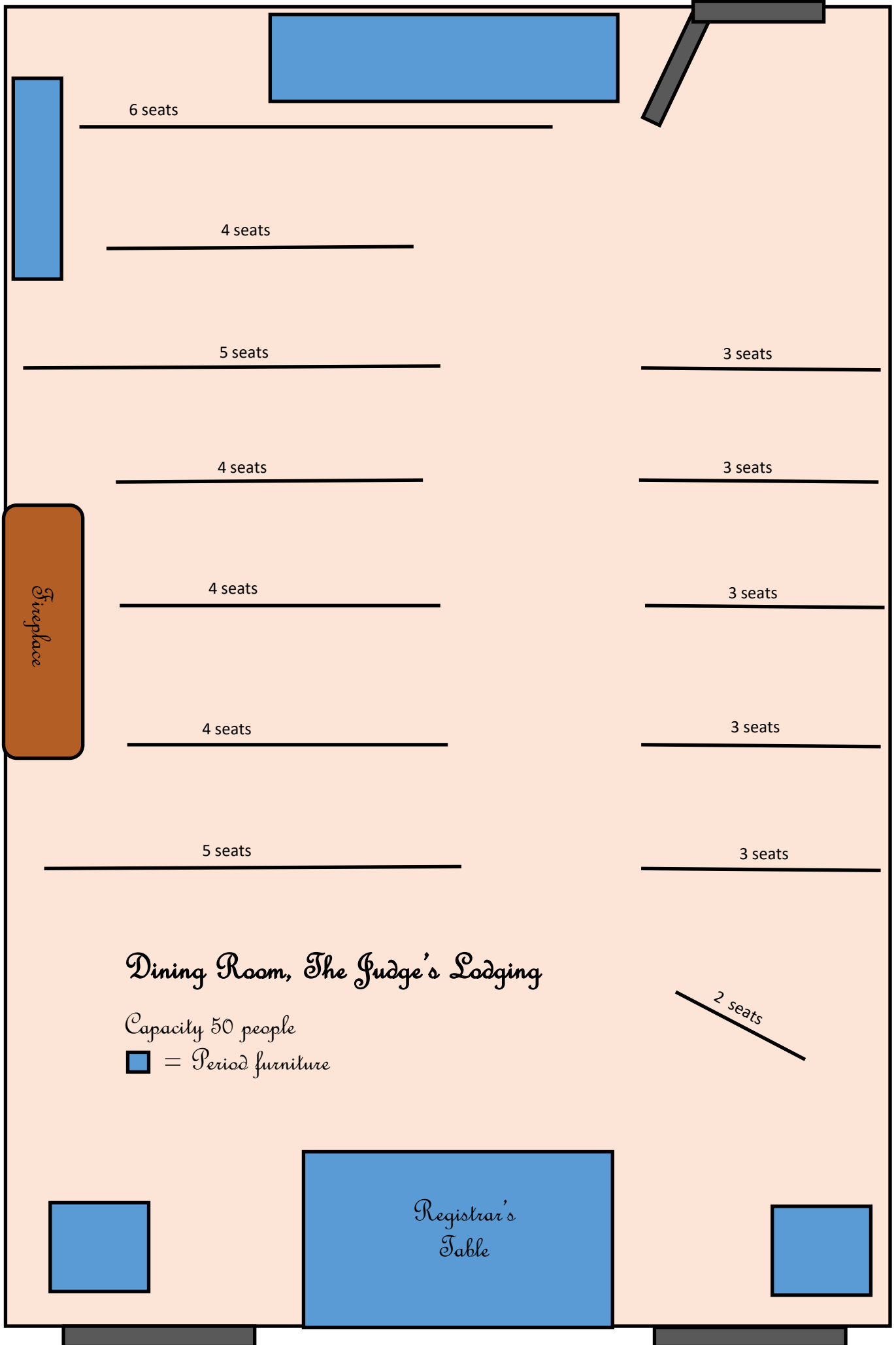


20 feet

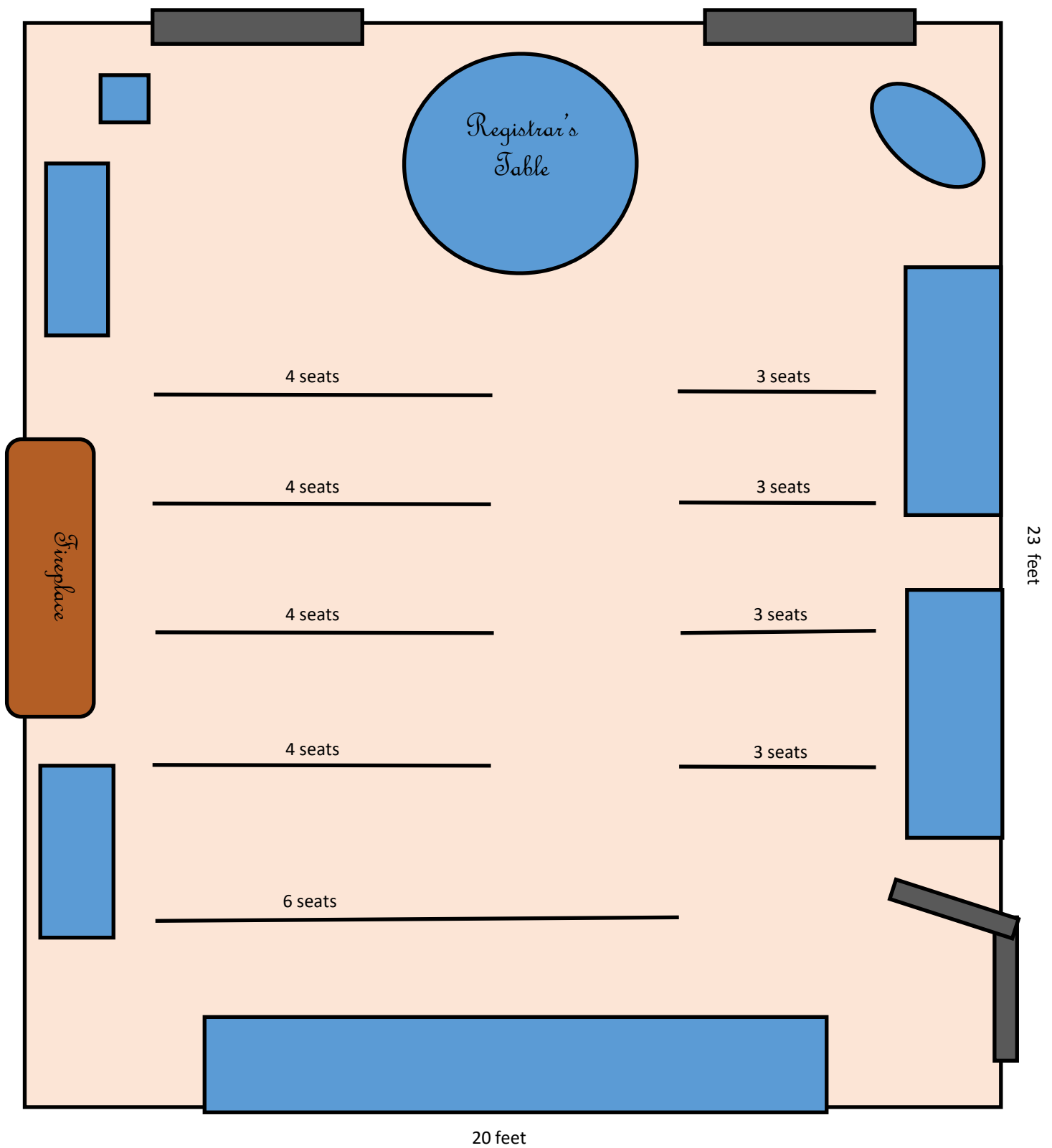
30 feet



## Dining Room, The Judge's Lodging

Capacity 50 people

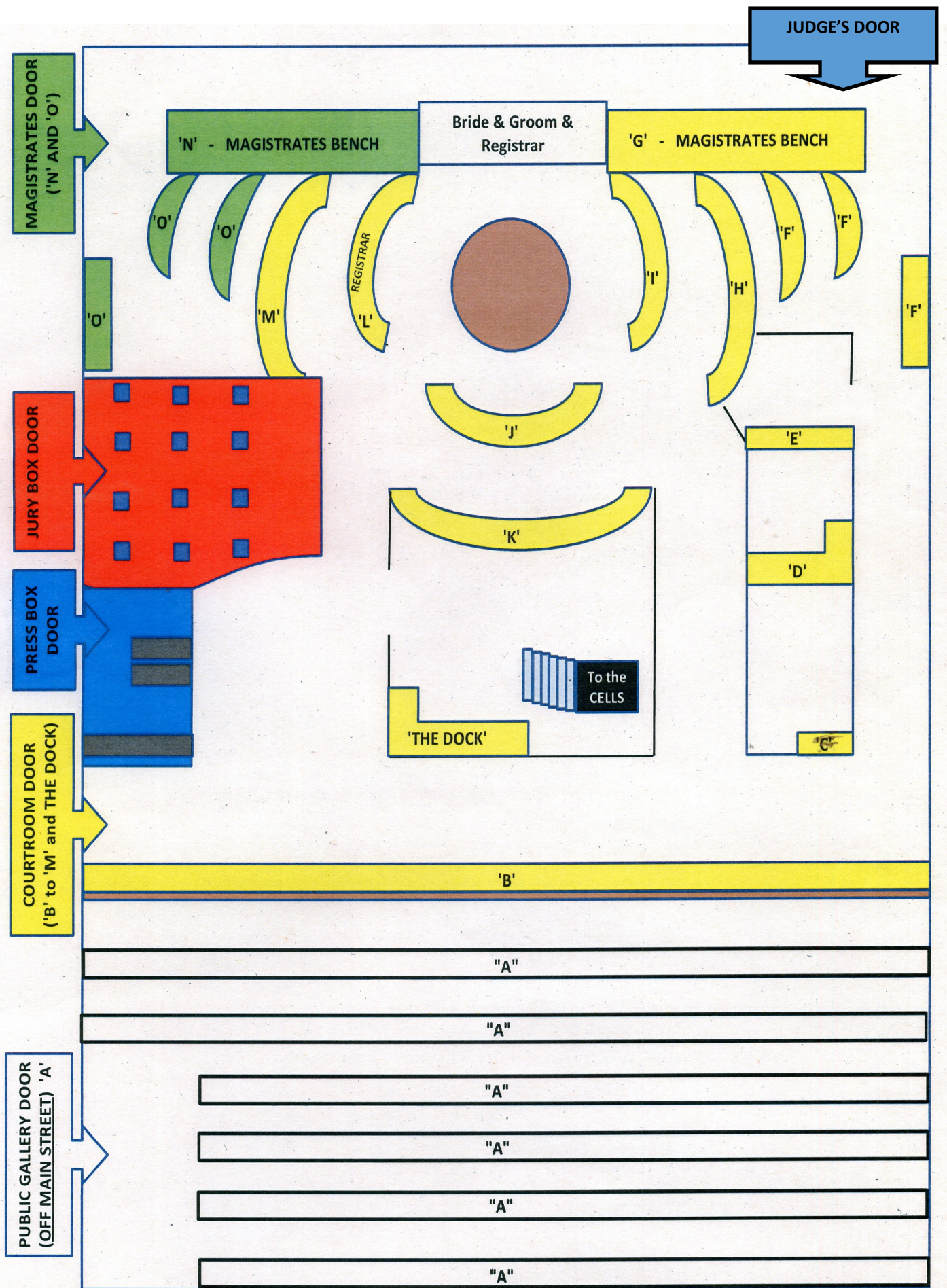
■ = Period furniture



## Withdrawing Room, The Judge's Lodging

Capacity 35 people

■ = Period furniture



# Courtroom, The Judge's Lodging

Capacity 120 people

All seating is fixed. Maximum we would recommend per space is listed below. Please refer to attached room plan. Please remember that the total maximum number of people is 120.

<b>A</b>	Public Gallery	Up to 60	Please be aware of total maximum numbers
<b>B</b>	Court Bench	10	Will seat 18, but restricted view for 8
<b>C &amp; D</b>	Writing box x 2	2 each	
<b>E</b>	Witness box	1	Good to use for readings etc
<b>F</b>	Upper benches, r	7	
<b>G</b>	Magistrates bench r	4	Restricted view of ceremony
<b>H</b>	Table, back r	4	Will seat 6, but restricted view of final 2
<b>I</b>	Table, front r	3	Will seat 5, but restricted view of final 2
<b>J</b>	Table, front facing	6	
<b>K</b>	Table, back facing	8	
<b>L</b>	Table, front L	2	Space must be left for Registrar—this is where the register will be signed
<b>M</b>	Table, back r	4	Will seat 6, but restricted view of final 2
<b>N</b>	Magistrates bench L	4	Restricted view of ceremony
<b>O</b>	Upper benches L	7	
<b>Jury Box</b>		12	Individual seating, very good view. Has own door
<b>Press Box</b>		4	Good if you have people who may need to get out, or for a musician, if using
<b>Dock</b>		3	No small children here, as stairs lead from here to basement